



Artist Works: Setup Instructions

Artist Works provides unlimited access to beginning through advanced lessons for instruments, voice and physical art. Anyone with a Northwest Regional Library System library card and internet access can use Artist Works for Libraries at no charge. This service is sponsored by Bay Arts Alliance and the Ukulele Orchestra of St. Andrews.



<https://www.bayarts.org/>



<https://www.standrewsukes.org/>

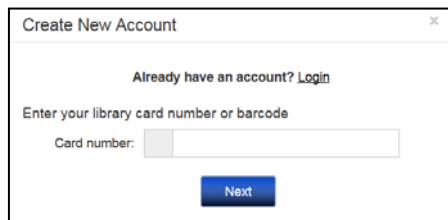
Desktop or Laptop Computers:

Access the following website, <https://www.rbdigital.com/nwrls>.

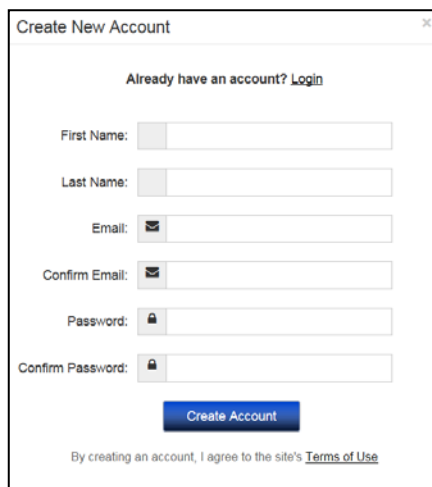


Click "Create New Account."

[Once you have created an account you only need to **Login** for desktop/laptop access.]

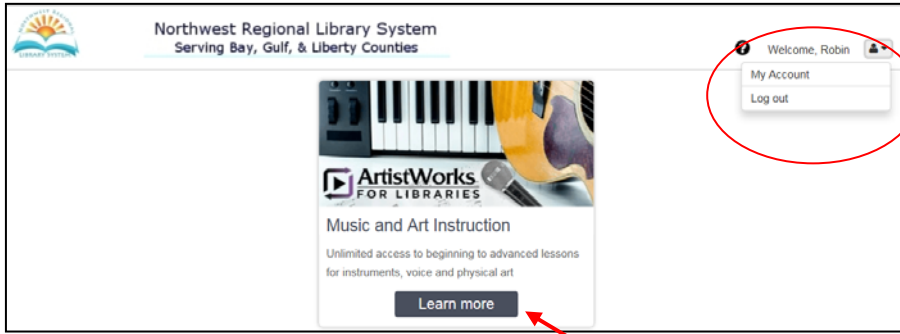


A box will pop up. Enter your library card number. This is the 14-digit number located on the back of your library card. Enter all 14-digits without spaces. Then click "Next."




Complete the registration form and click "Create Account."

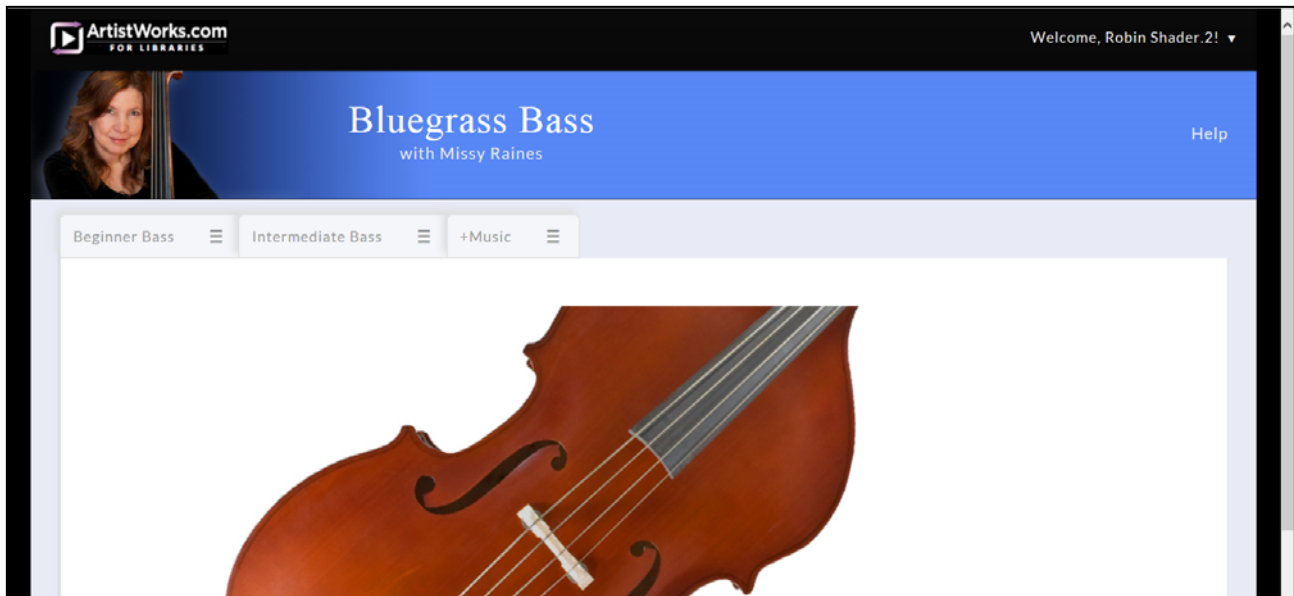
Once you have created an account and are logged in, you will have access to your account.



In order to access online music lessons, click the “Learn More” button, then click “Get Started” on the next screen.



Scroll down the page to see the list of lessons available. Click the one you want and begin!




Tabs across the top of the screen provide access to beginner through advanced level lessons, and other content. Click the tab, then a menu will appear with the individual lessons.

You can watch as many classes as you want, as often as you like!

Mobile App

Start by creating an account. Follow instructions on page one of this handout. Once you have created an account, download and install the RBDigital App on your tablet or smart phone.



Open the app. Choose your country and add a username or email address and click “Next.” Enter your user information and password. Click the box to accept terms, then click “Next.”

If prompted, select your library.

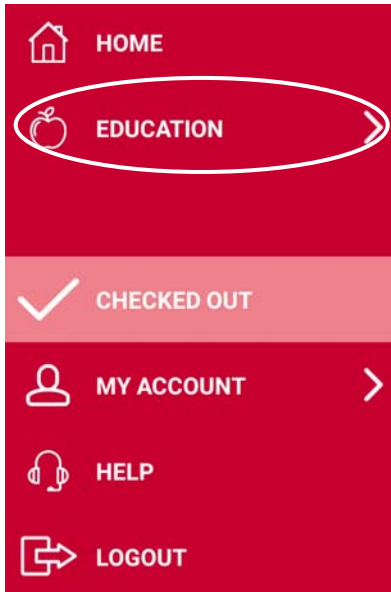
Create a password for your account, then click “Next.”

You will need to agree to the terms of use.

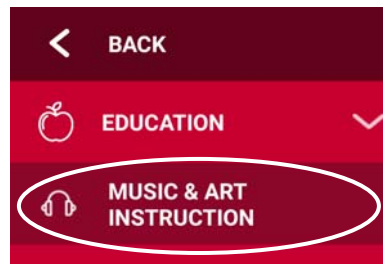
On the next screen you will see three lines in the upper left corner. This is a pull down menu. Tap it to see your options.




Select "Education."



Then "Music & Art Instruction."



Tap "Access" to begin.



DESCRIPTION

ArtistWorks for Libraries provides patrons with world-class instruction through self-paced video lessons from Grammy Award-winning music and artistic professionals.

Please note: Artist Works does provide the option for students to submit videos to instructors in order to obtain critique and detailed instruction. This is part of their Video Exchange option, which is not included as part of the library subscription.

Please contact your local library branch or the Bay County Public Library Information Desk at 522-2107 for assistance with Artist Works.

One-on-one and group instruction is available to help you get started.